



ALUMINIUM GATES  
DIRECT

SECURE YOUR HOME.  
IN STYLE.

[aluminiumgatesdirect.co.uk](http://aluminiumgatesdirect.co.uk)



## Why Choose Aluminium Gates?

### **Built to Last.**

No rust. No rot. No warping.

### **Low Maintenance.**

No repainting or ongoing treatment.

### **Strong & Lightweight.**

Engineered for strength and smooth automation.

### **Modern & Traditional Designs.**

Clean lines. Premium powder-coated finishes.

### **Long-Term Value.**

Durable, stylish, and made for everyday use.

# CONTENTS

**Welcome & Overview of our gate collections - page 4**

## **Signature Collection - Premium Bespoke Welded Gates - page 6**

**Fully boarded gates - page 7**

**Slatted gates - page 8**

**Louvre gates - page 9**

**Mixed infill gates - page 10**

**Laser line range - page 11**

**Artwork range - page 12**

**Select range - page 13**

**Select Prism range - page 16**

**Woodstock range - page 17**

**Ornate range - page 18**

**Colours & finishes - page 19**

## **Select Collection - Custom Built, Smart Engineering - page 20**

**Fully boarded gates - page 21**

**Slatted & louvre gates - page 22**

**Mixed infill - flat top gates - page 23**

**Mixed infill - curve top gates - page 24**

**Frosted panels & porthole gates - page 25**

**Colours & finishes - page 26**

## **Express Collection - Stock Gates - page 27 - 30**

## **Complementary Products & Solutions - page 31**

**Gate Solutions - page 32**

**Gate Shapes & Customisations - page 34**

**Signature Fencing & Railings - page 35**


**Select Fencing & Railings - page 36**

**Pergolas, Canopies & Carports - page 37**

**Outdoor Furniture - page 38**

**Akuvox Access Control - page 39**

# BUILT TO LAST. DESIGNED TO IMPRESS.



## Welcome to the home of high-quality aluminium gates & fencing.

We offer a complete range of high-quality aluminium gates designed to suit every home, project, and budget. Whether you're seeking ultimate bespoke elegance, tailored flexibility, or fast, standard-sized solutions, our gates are crafted to last, engineered for performance, and finished to perfection.

**Choose the range that's right for you from our ranges below.**

### Signature Collection

#### Premium Bespoke Welded Gates

For those who demand the very best. Fully welded, made-to-measure gates offering unrivalled strength, seamless finish, and complete design freedom. The ultimate choice for long-term performance and architectural excellence, complete with a 20 years warranty on the gate build and 10 years on the Qualicoat powder coated finish. Take a look at pages 6 to 19.



## Select Collection

### Custom Built, Smart Engineering

Our made-to-measure solution with expertly engineered bolted and bonded frames. Perfect for those who want custom sizing and style without compromise - a premium gate with intelligent construction and excellent value. This range has a 10 years build and paint warranty. See pages 20 to 26.



## Express Collection

### Stock Gates

Fast, efficient, and reliable. Pre-manufactured standard gates in popular sizes, styles and colours, with shorter lead times. This range has options for gates with a 5 and 10 year build and paint warranty. View this range on pages 27 to 30.



**At Aluminium Gates Direct, our gates combine strength, style, and lasting quality, delivering reliable performance and peace of mind for years to come.**

A photograph of a modern, grey, welded gate. The gate is composed of several large, rectangular panels with visible horizontal and vertical weld lines. It is set against a backdrop of a house with a brown tiled roof and green foliage. A dark blue semi-transparent box is overlaid on the upper portion of the gate, containing white text.

# SIGNATURE COLLECTION

Premium Bespoke Welded Gates

# SIGNATURE COLLECTION

Premium Bespoke Welded Gates

## Fully boarded gates

Choose one of our designs or create your own bespoke gate. Select your preferred infill style - vertical, horizontal, or diagonal - and board size - 90mm or 193mm - to craft the perfect gate for your home.

Choose your gate shape - see page 34.

Choose your gate type - see page 32.




# SIGNATURE COLLECTION

Premium Bespoke Welded Gates

## Slatted gates

Slatted gates are the perfect combination of style and practicality. Choose from the designs below or create your own bespoke gate. You can choose the infill - 20mm and 30mm round bars and 21mm, 60mm, 80mm, 100mm, 140mm slats in either vertical or horizontal.

Choose your gate type - see page 32.




San Francisco

80mm slats



Milan

21mm tubular slats surface mounted



Chicago

140mm, 60mm & 30mm slats random



Dune

Round bar - 20mm and 30mm random



Grafik

21mm tubular slats surface mounted



Mykonos

100mm slats

# SIGNATURE COLLECTION

Premium Bespoke Welded Gates

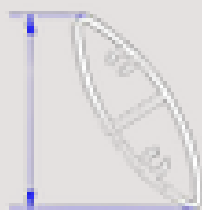
## Louvre gates

Overlapping louvre slats ensure privacy, while allowing light and airflow. Choose either vertical or horizontal in either a large or small louvre profile. Create unique designs by combining louvres with other gate models. Choose your gate type - see page 32.



### Louvre profiles

small louvre 50x18mm



large louvre 120x32mm



# SIGNATURE COLLECTION

Premium Bespoke Welded Gates

## Mixed infill gates

The best of both worlds - a mixed infill gate lets air flow whilst allowing some privacy. Choose from the styles below or design your gate by choosing your Infill - vertical, horizontal or diagonal 90mm or 193mm boards or aluminium sheet, combined with 60mm or 80mm slats, or 30mm round bars.

Choose your gate type (page 32) and your gate shape (page 34).



# SIGNATURE COLLECTION

Premium Bespoke Welded Gates

## Laser line range

Crafted from aluminium sheets, gates can feature a full laser-cut design or selected laser-cut panels. The designs below are shown as examples - a pattern or artwork of your choice can be precision laser cut to create a truly bespoke gate.

Choose your gate type - see page 32.

Choose your gate shape - see page 34.




# SIGNATURE COLLECTION

Premium Bespoke Welded Gates

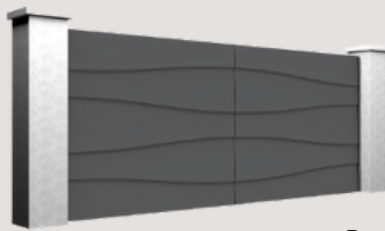
## Artwork range

Born from our innovation in aluminium craftsmanship, the Artwork range features gates meticulously engraved for more than one hundred hours, creating a truly unique design with uncompromising quality.

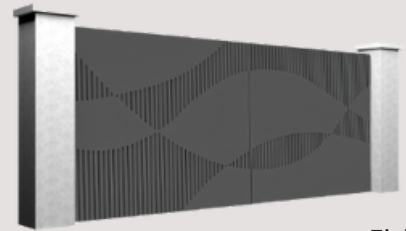
Choose from the styles below and your gate type - see page 32.




Wave




Dune




Fish



Numeric



Rock




# SIGNATURE COLLECTION

Premium Bespoke Welded Gates

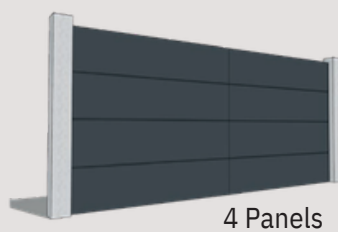
## Select range

Horizontal or vertical panel cladding creates a sleek, modern gate with a fully concealed frame.


Choose from a design below or customise the number of panels to create your perfect gate. Choose your gate type - see page 32.




3 Panels



4 Panels



3 vertical Panels



4 vertical Panels



3 panel



4 panel



8 panel



Slatted

# SIGNATURE COLLECTION


Premium Bespoke Welded Gates

## Select range - Decors

Add decors in brushed aluminium or lacquered in a secondary colour to create a truly unique style gate for your home.

Wood effect decor is also available in vertical or horizontal strips.


Choose from the styles below and your gate type - see page 32.



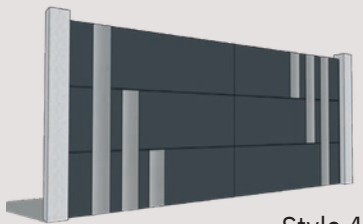
Style 1



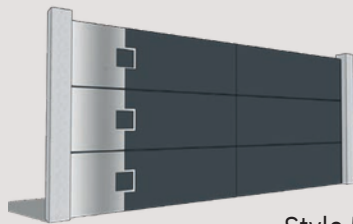
Style 2




Style 3



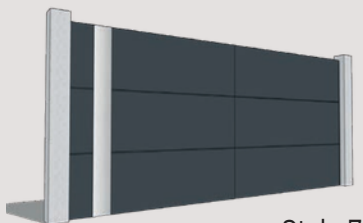
Style 4




Style 5




Style 6



Style 7



Style 8



Wood effect



Style 4



Wood effect

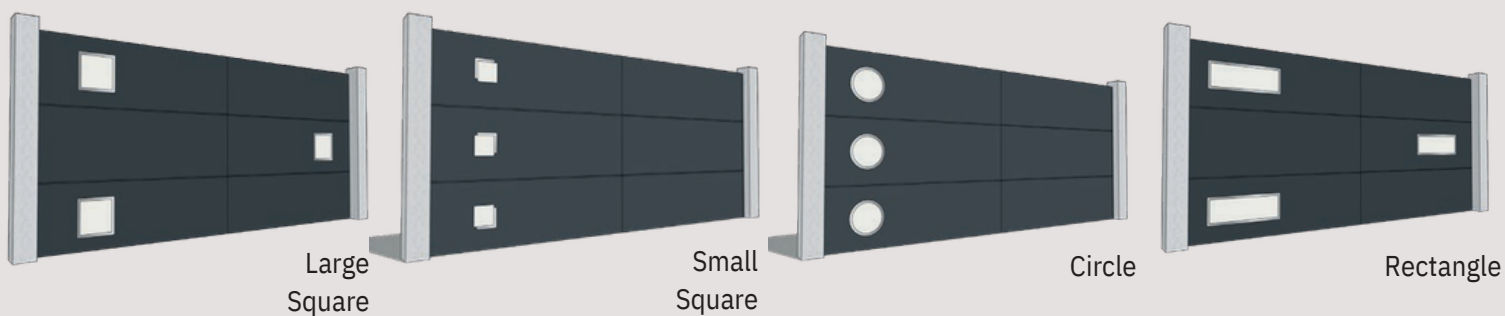
# SIGNATURE COLLECTION

Premium Bespoke Welded Gates

## Select range - Portholes & LED Integration

Choose your porthole shapes and positions, with optional LED lighting to illuminate your exterior in style.

Choose from the styles below and your gate type - see page 32.

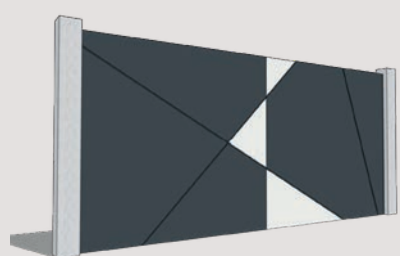


# SIGNATURE COLLECTION

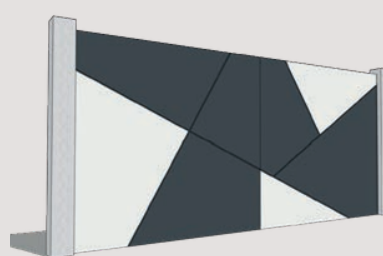
Premium Bespoke Welded Gates

## Select Prism range


Aluminium panels covering the gate frame are crafted into geometric designs with the added option of bi-colouring, from our colour chart or with the colour options below. The decors can either have a straight or slightly curved shape. Choose from the styles below and your gate type - see page 32.



Style A



Style B



Slate

Stone

Grained stone

Quartz Glint

Timeless Rust



Prism A



Prism B


# SIGNATURE COLLECTION

Premium Bespoke Welded Gates

## Woodstock range

Enjoy all the benefits of an aluminium gate with the warmth and beauty of wood. Wood-effect panels can be applied to the front face only or both sides. Choose your preferred frame colour and wood tone, and personalise further with bespoke long pull handles in any RAL colour.

Choose from the styles below and your gate type - see page 32.



# SIGNATURE COLLECTION

Premium Bespoke Welded Gates

## Ornate range

Ornate steel-style gates in aluminium, maintenance-free and built to last.

Choose your shape (page 30) and style (below), and personalise with finials or decorative elements to create your perfect gate.

Constructed from 60 x 40mm profiles, 20mm round bars, and enclosed aluminium sheets for strength and durability.

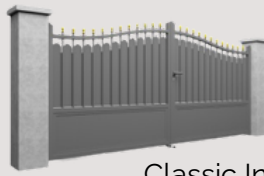
### Styles



Classic



Classic Double



Classic Infill




Classic Obscure

### Finials



### Decorations



Classic



Classic Double



Classic Infill



Classic Obscure

# SIGNATURE COLLECTION

## Colours & Finishes

Chose from a standard RAL colour below included in your gate price, or any non-standard RAL colour at an additional cost.

We recommend a fine texture finish (FST), due to it's durability and minimal upkeep, as well as masking any natural imperfections in the aluminium, minor abrasions, dirt, and fingerprints.



A white vinyl fence with a decorative top rail and a dark green text overlay. The fence is made of vertical slats and has a curved top rail. The text overlay is a dark green rectangle with white text.

# SELECT COLLECTION

Custom Built. Smart Engineering

# SELECT COLLECTION

Custom Built. Smart Engineering

## Fully boarded gates

Full privacy gates in a wide choice of designs, helping you create your perfect gate. Choose your infill - vertical, horizontal or diagonal in 100mm, 200mm and 300mm boards. Choose from the styles below and your gate type - see page 32.



Aston



Inverted Ashford



Ashford



City - horizontal



City - vertical



Darley



Buxton



City

100mm vertical boards



City

200mm horizontal boards



Aston

200mm vertical boards



Inverted  
Ashford

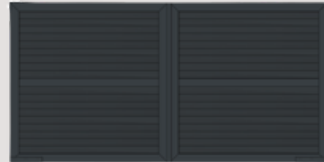
100mm vertical boards

# SELECT COLLECTION

Custom Built. Smart Engineering

## Slatted & louvre gates

Louvre and slatted gate allow natural airflow while maintaining a sleek modern look. Choose your infill - vertical or horizontal 60mm, 80mm, or 100mm slats or louvre profiles. Choose from the styles below and your gate type - see page 32



Ibiza -  
louvre



San Francisco -  
slatted



San Francisco

60mm horizontal slats



Ibiza

Louvre



San Francisco

100mm horizontal slats



San Francisco

80mm horizontal slats

# SELECT COLLECTION

Custom Built. Smart Engineering

## Mixed infill - flat top gates

Combine different infill styles to create a flat top gate that perfectly matches your home. Choose your infill boards - 100mm, 200mm and 300mm.

Choose from the styles below and your gate type - see page 32.



Bretton



Carver



Dore



Norton



Belper



Eyam



Dore - inverted



Norton - curve



Bretton

100mm vertical boards



Dore - inverted

100mm vertical boards



Eyam

100mm horizontal boards



Belper

100mm vertical boards

# SELECT COLLECTION

Custom Built. Smart Engineering

## Mixed infill - curve top gates

Mix solid panels with slats to create an elegant and stylish arch-top design. Choose your infill - 100mm, 200mm and 300mm vertical boards. Choose from the styles below and your gate type - see page 32.



Barlow - arch



Barlow - bellcurve



Sheffield - arch



Sheffield - bars



Sheffield - downward bell curve



Sheffield - bellcurve



Totley



Barlow - arch

100mm vertical boards



Barlow - bellcurve

100mm vertical boards



Sheffield - bellcurve

100mm vertical boards



Totley

100mm vertical boards

# SELECT COLLECTION

Custom Built. Smart Engineering

## Frosted panels and porthole gates

Create a unique gate with frosted glass and aluminium details, with aluminium panels and boards.

Choose from the styles below and your gate type - see page 32.



Luna



Garnet



Orchid



Carmine



Pearl



Citrine



Diamond



Moonstone



Kyanite



Serandite



Orchid



Diamond



Carmine



Luna


# SELECT COLLECTION

## Colours & Finishes


Chose from a standard RAL colour below included in your gate price, or any non-standard RAL colour at an additional cost - in a matte or textured finish.

We recommend a fine texture finish, due to it's durability and minimal upkeep, as well as masking any natural imperfections in the aluminium, minor abrasions, dirt, and fingerprints.


### Standard RAL colours




RAL9016




RAL1015




RAL6005



RAL9005



RAL7016




RAL8014


### Wood effect finishes



Golden Oak



Dark Oak



Light Walnut



Royal Oak



# EXPRESS COLLECTION

Stock Gates

# EXPRESS COLLECTION

## Stock Gates

### Double swing gates

Standard gate widths - 3m, 3.25m, 3.5m, 3.75m & 4m (modifiable)

Set gate heights - 1.6m, 1.8m & 2m (1.0m, 1.2m & 1.4m also available on AGD006DG)

Anthracite grey or black as standard - other colours available

Bolted construction with a 5 year warranty on the gate structure and finish

Manual with lock, handles and drop bolts or prepared for underground automation



### Pedestrian gates

**Pedestrian gates are available to match models AGD001, AGD002, AGD003 and AGD006**

Gate widths - 800mm to 1500mm (modifiable)

Set gate heights - 1.6m, 1.8m & 2m (and for AGD006 model 1m, 1.2m, 1.4m)

# EXPRESS COLLECTION

## Stock Gates

### Track sliding gates

Gate widths - 3.5m to 5.5m

Gate heights - 1.6m to 2.2m

Anthracite grey or black as standard - other colours available

Bolted construction with a 5 year warranty on the gate structure and finish

3 year warranty on mechanical and electrical components

Manual with lock & handles or fully automated with integrated Roger Technology motor in-post

AGD001TG



Vertical boards

AGD002TG



Horizontal boards

AGD003TG



Louvre

### Cantilever sliding gates

Gate widths - 3.0m to 5.0m

Gate heights - 1.6m to 2.0m

Anthracite grey or black as standard - other colours available

Bolted construction

5 year warranty on the gate structure and finish

3 year warranty on mechanical and electrical components

Manual with lock & handles or fully automated with integrated Roger Technology motor in-post

AGD002G




Horizontal boards

AGD004CG



Slatted

AGD005CG



Mixed infill

# EXPRESS COLLECTION

## Stock Gates

### Double swing gates

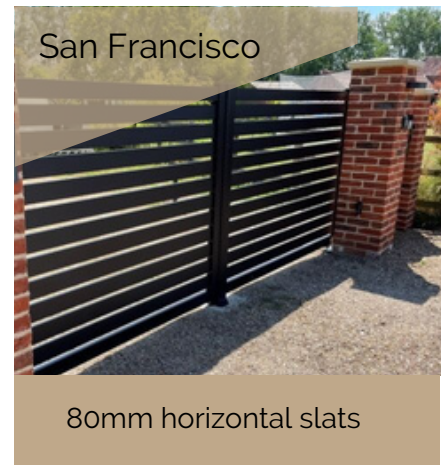
Gate widths - 3m, 3.5m and 4m (modifiable)

Set heights - 1.6m, 1.8m, 2m

Anthracite grey or black as standard

Bolted construction with a 10 year warranty on structure and finish

Manual with lock, handles & drop bolts or reinforced profiles for automation



### Track sliding gates

Gate widths - up to 6m

Gate heights - 1.6m and 1.8m

Anthracite grey or black

Bolted construction

10 year warranty on gate structure and finish



### Pedestrian gates

**Pedestrian gates are available to match the models above**

Gate widths - 900mm and 1000mm

Gate heights - 1.6m, 1.8m and 2m



# COMPLEMENTARY PRODUCTS & SOLUTIONS

Gate Solutions & Shapes  
Fencing & Railings  
Pergolas, Canopies & Carports  
Access Control



# GATE SOLUTIONS

## Swing Gates

### Double or single swing gates and pedestrian gates



### Uneven leaves

Adapt the configuration of your swing gates to your home to avoid obstacles or create a pedestrian gate.



### Folding leaves

They allow you to make the most of the space behind the gate by reducing the depth of opening.



## Sliding Gates

### Track sliding gate

Runs on a floor track and bracket with stabilises the gate at the top



### Classic Cantilever

A bracket balances the gate when it opens, without a floor track.



### Compact Cantilever

(Signature range)

The extension required for the balance of the weight is reduced by a load-bearing system concealed in the beam.



# GATE SOLUTIONS

## Telescopic sliding gate

The perfect solution for a sliding gate when the opening space on the side is limited. Manufacturing in two or three sliding panels allows to greatly reduce the lateral space required for opening the gate.

The telescopic sliding gate is compatible with all our gate models.



## Sectional sliding gate

(Signature range)

The sliding sectional gate opens by pivoting 90° along the side of the property.

The sliding sectional gate is compatible with all our gate models.



## Off-level threshold

If the threshold of your gate is not levelled, we can adapt by building the frame to follow the slope.

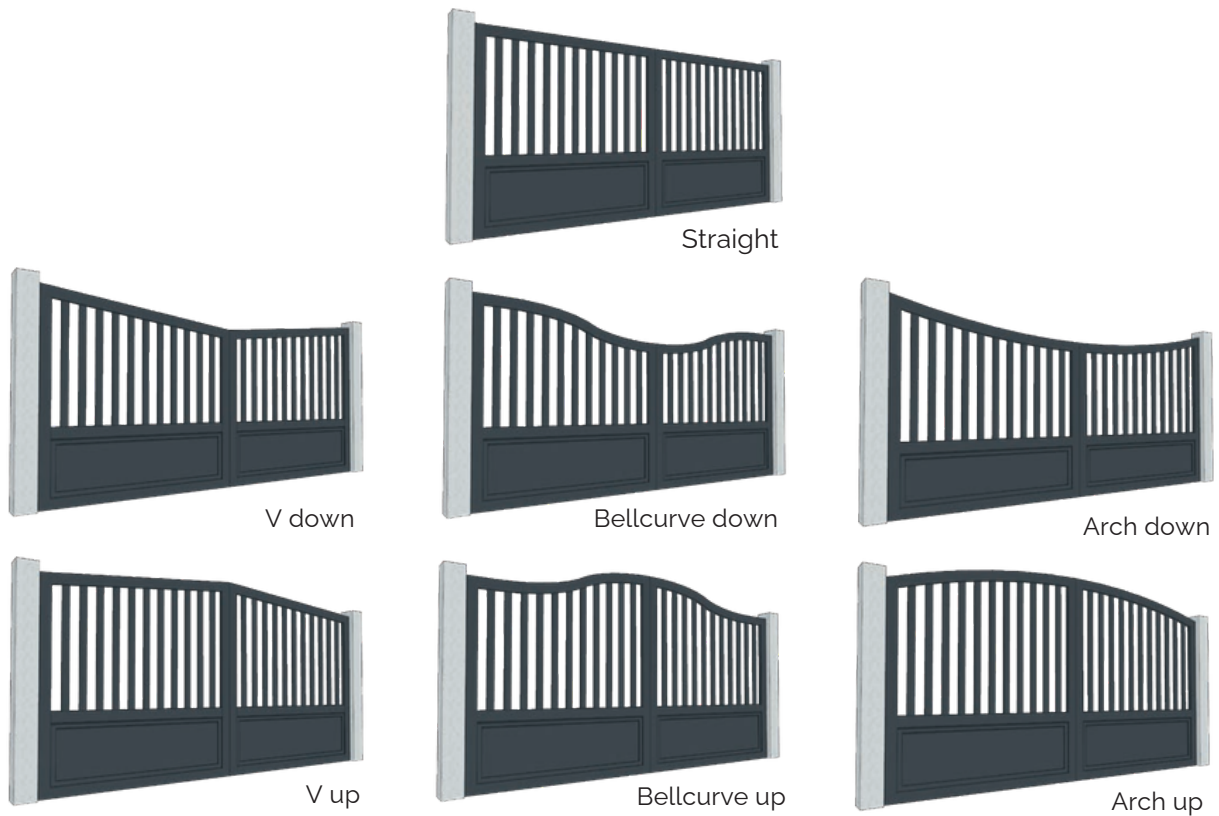


## Opening on a slope

On a swinging gate, we control the lift of the gates directly from the hinges according to the exact slope on site. With a sliding gate, we add a radial damper to control the descent of the gate and secure your implantation.



# GATE SHAPES



## CUSTOMISATION – SIGNATURE RANGE

**Doucines** - available in all shapes



**Customised decors** - can be integrated with most styles - laser cut designs or perforations.



# SIGNATURE FENCING & RAILINGS

Our Signature gate designs can also be adapted as fencing, panels, or balustrades, creating a consistent look across your property. Examples are shown below.



# SELECT FENCING & RAILINGS

Our Select fencing and railings are designed to perfectly complement our Select gate range.



# ELEVATE YOUR OUTDOORS

## Pergolas

### Outdoor Living, Perfectly Designed

Create your ideal outdoor space with made-to-measure aluminium pergolas.

- Choose from bioclimatic louvres, fixed roofs, skylights, and side enclosures
- Modular system allows complete flexibility to fit your space, style, and budget

Enjoy shade, ventilation, and architectural elegance while enhancing terraces, gardens, or spa areas.



## Canopies

### Stylish Shelter for Your Home

Our aluminium canopies provide practical, elegant protection for entrances, patios, and terraces.

- Roof options: polycarbonate, sandwich panel, or glazed
- Designs: single-post or freestanding
- Crafted from welded aluminium for long-lasting strength and a premium finish

Protect your home in style while maintaining a clean, modern look.

## Carports

### Stylish Protection for Your Vehicle

Our custom aluminium carports are a premium alternative to garages, protecting cars from sun, rain, snow, and wind while adding style and value to your property.

Durable, robust, and fully customisable, our carports combine elegance and functionality..



LED Lighting



Customisation - Lateral Closures



Covered Walkway



Offset Post Positioning

*see [aluminiumgatesdirect.co.uk](http://aluminiumgatesdirect.co.uk) for more details*

# OUTDOOR FURNITURE

From aluminium benches, tables and dividers to bin stores, lights and planters - all made to measure - the possibilities are limitless!



# SMART ACCESS MADE SIMPLE

Akuvox intercoms combine sleek design with advanced IP technology to deliver secure, reliable audio and video access control. Ideal for homes and commercial spaces, Akuvox keeps you connected and in control - anytime, anywhere.



The **Akuvox R20K** IP video door station delivers powerful, space-saving entry control with flexible connectivity. Featuring a high-resolution camera, keypad and RFID/NFC access, it supports SIP and ONVIF integration for seamless system compatibility. Available in both IP and LTE versions, the R20K is ideal for sites with or without a network connection.

The **Akuvox S535** brings next-level convenience and security to your home. With a 5-inch touchscreen, wide-angle HDR camera, and multiple entry options - including facial recognition, fingerprint, PIN, RFID/NFC, QR code, and mobile app. Built tough with weatherproof and anti-vandal design. Optional LTE connectivity means your smart access works even without a home network, giving you peace of mind wherever you are.



The **Akuvox X912S** is a premium SIP-connected video door intercom. It combines a vandal-resistant, weather-proof build with a 4" colour touchscreen, dual high-quality cameras and multiple access methods to ensure secure, convenient entry every time. The system supports facial recognition, RFID/NFC cards, Bluetooth/BLE, QR codes and PIN access, giving homeowners flexible control over who enters and how. With clear two-way audio and crisp video - bringing advanced smart intercom features to everyday living.

**8" IP Indoor Touchscreen Answering Panel with WiFi & Bluetooth**



**10" IP Indoor Touchscreen Answering Panel with WiFi & Bluetooth Google GMS**





ALUMINIUM GATES  
DIRECT

STRONG. STYLISH.  
MAINTENANCE-FREE.

[aluminiumgatesdirect.co.uk](http://aluminiumgatesdirect.co.uk)